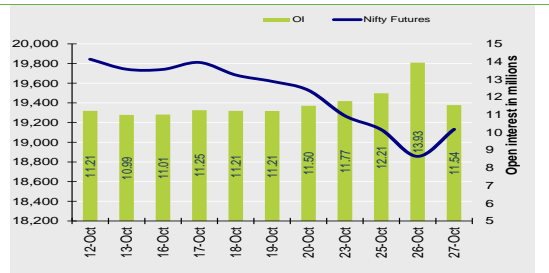


Nifty Snapshot

	Close	Prv Cl.	Ab chg	% chg
Spot	19,047.25	18,857.25	190.00	1.01
Futures	19,131.35	18,856.70	274.65	1.46
OI(ml shr)	11.54	13.93	-2.39	-17.16
Vol (lots)	132179	356767	-224588	-62.95
COC	84.10	-0.55	84.65	15390.9
PCR-OI	0.93	0.82	0.11	13.0

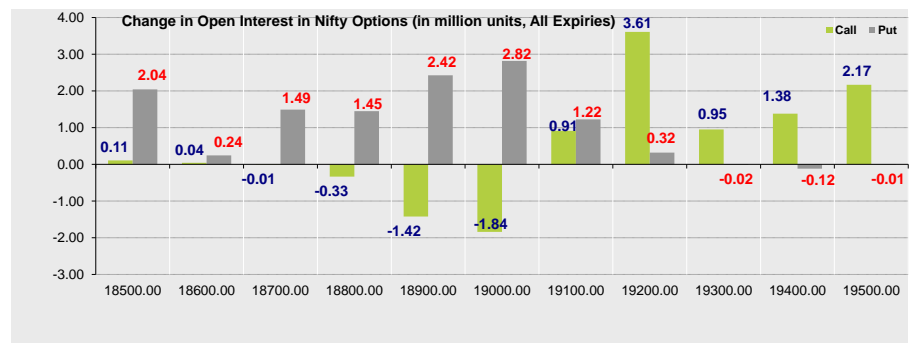
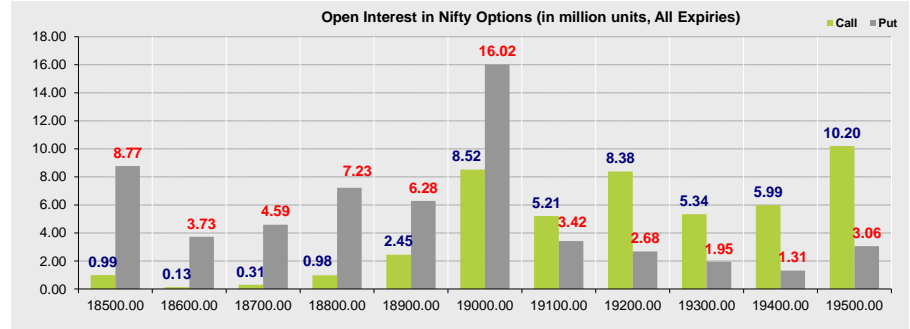
Nifty Futures Price v/s OI



Summary

- Indian markets closed on a positive note where buying was mainly seen in Banking, Finance, Automobile sectors. Nifty Nov Future closed at 19131.35 (up 274.65 points) at a discount of 84.10 pts to spot.
- FII's were net sellers in Cash to the tune of 1500.13 Cr and were net sellers in index futures to the tune of 111.19 Cr.
- India VIX decreased by 7.03% to close at 10.91 touching an intraday high of 12.31.

Open Interest in Nifty Options:



- The above second chart shows previous trading day's change in Nifty options where Addition in OI were seen in 19100, 19000, 18900 strike Puts and at 19100, 19200, 19400, 19500 strike Calls indicating market is likely to remain range bound in the near term.
- Highest OI build-up is seen at 19500 strike Calls and 19000 strike Puts, to the tune of 10.20mn and 16.02mn respectively.

Institutional Activity in previous trading session

(in Rs cr.)	Buy	Sell	Net
Index Futures	2943.51	3054.70	-111.19
Index Options	844177.87	846082.63	-1904.76
Stock Futures	13488.07	13114.85	373.22
Stock Options	16154.31	15972.85	181.46
FII Cash	9,360.25	10,860.38	-1,500.13
DII Cash	7,135.99	6,822.30	313.69

Net FII Activity (in Rs cr.)

Date	Idx Fut	Stk Fut	Idx Opt	Cash
27-Oct	-111.2	373.2	-1904.8	-1500
26-Oct	-3404.9	-6703.1	-47883.3	-7703
25-Oct	-151.7	2154.6	30189.9	-4237
23-Oct	-327.6	6372.1	-14610.8	252
20-Oct	-636.4	-811.7	8186.4	456
19-Oct	-392.2	593.2	29011.6	-1093

Technical Pivot (Intraday):

	S2	S1	PIVOT	R1	R2
NIFTY	18925	19030	19095	19195	19265
BANKNIFTY	42590	42815	42960	43185	43330

Outlook on Nifty:

Index is likely to open on a negative note today and is likely to remain range bound during the day.

(Price is in Rs; OI is in million units; Price chg and OI chg are in percentage) **NB RESEARCH**

Fresh Longs seen in:

Scrip	Price	Price chg	OI	OI Chg
PERSISTENT	6123.5	4.1	1.5	21.3
DELTACORP	132.1	2.6	11.1	14.9
INDIAMART	2771.8	3.5	0.6	14.7

Fresh Shorts seen in:

Scrip	Price	Price chg	OI	OI Chg
MGL	991.8	-0.5	2.8	15.5
NAVINFUOR	3449.2	0.0	1.0	8.3
INDHOTEL	377.1	-0.2	26.2	7.3

Short Covering seen in:

Scrip	Price	Price chg	OI	OI Chg
DIXON	5406.7	0.4	1.3	-24.1
ABBOTINDIA	22801.9	1.8	0.1	-5.5
CANFINHOME	744.4	2.9	3.9	-4.2

Long Unwinding seen in:

Scrip	Price	Price chg	OI	OI Chg
ITC	435.9	-0.1	52.3	-1.6
BPCL	336.3	-0.2	24.0	-1.2
SBILIFE	1309.6	-0.2	6.3	-0.3

NIFTY50 Options OI (CE OI = Resistance) (PE OI = Support)

Symbol	Highest CE OI	Highest PE OI	CMP
ADANI PORTS	800	800	787
ADANI ENT	2500	1900	2270
ASIAN PAINT	3100	2800	2971
AXIS BANK	1000	950	1006
BAJAJ-AUTO	5500	5000	5409
BAJAJ FINSV	1600	1600	1574
BAJ FINANCE	8000	7000	7528
BHARTIARTL	930	900	920
BPCL	350	350	336
BRITANNIA	4700	4500	4525
CIPLA	1200	1200	1182
COALINDIA	310	290	315
DIVISLAB	3700	3500	3435
DRREDDY	5500	5400	5443
EICHERMOT	3500	3300	3415
GRASIM	2000	1800	1864
HCLTECH	1300	1200	1272
HDFCBANK	1600	1500	1479
HDFCLIFE	650	600	611
HEROMOTOCO	3500	3200	3131
HINDALCO	500	450	459
HINDUNILVR	2600	2500	2478
ICICIBANK	950	900	919
ITC	450	440	436
INDUSINDBK	1500	1400	1445

NIFTY50 Options OI (CE OI = Resistance) (PE OI = Support)

Symbol	Highest CE OI	Highest PE OI	CMP
INFY	1410	1400	1385
IOC	90	85	87
JSWSTEEL	800	750	737
KOTAKBANK	1800	1700	1709
LT	3100	2900	2920
LTIM	5300	5000	5200
M&M	1600	1500	1521
MARUTI	11000	10000	10622
NESTLEIND	25000	24000	24019
NTPC	250	235	235
ONGC	186	180	185
POWERGRID	210	200	200
RELIANCE	2400	2300	2275
SBILIFE	1350	1300	1310
SBIN	600	550	563
SUNPHARMA	1200	1100	1119
TATA CONSUM	900	900	896
TATA MOTORS	700	600	644
TATA STEEL	130	120	120
TCS	3600	3400	3373
TECHM	1200	1100	1116
TITAN	3300	3100	3142
ULTRACEMCO	8500	8000	8261
UPL	600	550	562
WIPRO	400	400	384

OI against MWPL

Symbol	MWPL	Open Interest	Limit for next day	% OI
MANAPPURAM	109688743	84864000	19340305	77%
GNFC	18282414	13868400	3499893	76%
PNB	591377974	429392000	132417075	73%
IBULHSGFIN	89610825	64989300	20140983	73%
CANBK	134484114	92007900	35752008	68%
ZEEL	184440627	121080000	54138595	66%
HINDCOPPER	65482129	41764000	20444022	64%
INDIACEM	44366511	28164800	13983385	63%
NMDC	229794455	138631500	79673232	60%
INDUSTOWER	166969318	100609400	58011452	60%
CHAMBLFERT	32829989	19701100	11487389	60%
DELTACORP	35709031	21239200	12684379	59%
PVRINOX	14183747	8432633	5041926	59%
BALRAMCHIN	23040698	13660800	8227863	59%
BHEL	256482590	150774750	92883710	59%
SAIL	289139949	169144000	105538951	58%
ABFRL	83537114	48131200	31229058	58%
NATIONALUM	178967755	99675000	70344367	56%
L&TFH	168147913	91185432	68555085	54%
BIOCON	93328354	50592500	38069436	54%
AARTIIND	40851736	21748000	17061149	53%
RBLBANK	119927306	63580000	50350940	53%
SUNTV	19704232	10324500	8394520	52%
PEL	23951791	12096000	10658201	51%
AMBUJACEM	146036127	73468800	65265520	50%
IDFCFIRSTB	796349193	399675000	356856733	50%

OI against MWPL

Symbol	MWPL	Open Interest	Limit for next day	% OI

Derivative Recommendations:

Stock Name	Call (Buy/Sell)	Entry price	Targets	Stop Loss	Duration	Status

FROM THE EQUITY DERIVATIVE DESK:

NIRAV HARISH CHHEDA

AVP - DERIVATIVES AND TECHNICAL RESEARCH

E-Mail: nirav.chheda@nirmalbang.com

Tel no: 6273-8199/8000

AMIT BHUPTANI

SNR.DERIVATIVES AND TECHNICAL RESEARCH ANALYST

E-Mail: amit.bhuptani@nirmalbang.com

Tel no: 6273-8242/8000

DISCLOSURES

Research Reports that are published by Nirmal Bang Securities Private Limited (hereinafter referred to as "NBSPL") are for private circulation only. NBSPL is a registered Research Analyst under SEBI (Research Analyst) Regulations, 2014 having Registration no. INH000001766. NBSPL is also a registered Stock Broker with National Stock Exchange of India Limited, BSE Limited, Metropolitan Stock Exchange of India Limited, Multi Commodity Exchange of India Limited, National Commodity and Derivative Exchange Limited and Indian Commodity Exchange Limited in cash and Equity and Commodities derivatives segments.

NBSPL has other business divisions with independent research teams separated by Chinese walls, and therefore may, at times, have different or contrary views on stocks and markets.

NBSPL or its associates have not been debarred / suspended by SEBI or any other regulatory authority for accessing / dealing in securities Market. NBSPL, its associates or analyst or his relatives do not hold any financial interest (Except Investment) in the subject company. NBSPL or its associates or Analyst do not have any conflict or material conflict of interest at the time of publication of the research report with the subject company. NBSPL or its associates or Analyst or his relatives may or may not hold beneficial ownership of 1% or more in the subject company at the end of the month immediately preceding the date of publication of this research report.

NBSPL or its associates / analyst has not received any compensation / managed or co-managed public offering of securities of the company covered by Analyst during the past twelve months. NBSPL or its associates have not received any compensation or other benefits from the company covered by Analyst or third party in connection with the research report. Analyst has not served as an officer, director or employee of Subject Company. NBSPL / analyst has not been engaged in market making activity of the subject company.

Analyst Certification: The research analysts and authors of these reports, hereby certify that the views expressed in this research report accurately reflects my/our personal views about the subject securities, issuers, products, sectors or industries. It is also certified that no part of the compensation of the analyst(s) was, is, or will be directly or indirectly related to the inclusion of specific recommendations or views in this research. The analyst(s) principally responsible for the preparation of this research report and has taken reasonable care to achieve and maintain independence and objectivity in making any recommendations.

DISCLAIMER

This report is for the personal information of the authorized recipient and does not construe to be any investment, legal or taxation advice to you. NBSPL is not soliciting any action based upon it. Nothing in this research shall be construed as a solicitation to buy or sell any security or product, or to engage in or refrain from engaging in any such transaction. In preparing this research, we did not take into account the investment objectives, financial situation and particular needs of the reader.

This research has been prepared for the general use of the clients of NBSPL and must not be copied, either in whole or in part, or distributed or redistributed to any other person in any form. If you are not the intended recipient you must not use or disclose the information in this research in any way. Though disseminated to all the customers simultaneously, not all customers may receive this report at the same time. NBSPL will not treat recipients as customers by virtue of their receiving this report. This report is not directed or intended for distribution to or use by any person or entity resident in a state, country or any jurisdiction, where such distribution, publication, availability or use would be contrary to law, regulation or which would subject NBSPL & its group companies to registration or licensing requirements within such jurisdictions.

The report is based on the information obtained from sources believed to be reliable, but we do not make any representation or warranty that it is accurate, complete or up-to-date and it should not be relied upon as such. We accept no obligation to correct or update the information or opinions in it. NBSPL or any of its affiliates or employees shall not be in any way responsible for any loss or damage that may arise to any person from any inadvertent error in the information contained in this report. NBSPL or any of its affiliates or employees do not provide, at any time, any express or implied warranty of any kind, regarding any matter pertaining to this report, including without limitation the implied warranties of merchantability, fitness for a particular purpose, and non-infringement. The recipients of this report should rely on their own investigations.

This information is subject to change without any prior notice. NBSPL reserves its absolute discretion and right to make or refrain from making modifications and alterations to this statement from time to time. Nevertheless, NBSPL is committed to providing independent and transparent recommendations to its clients, and would be happy to provide information in response to specific client queries.

Before making an investment decision on the basis of this research, the reader needs to consider, with or without the assistance of an adviser, whether the advice is appropriate in light of their particular investment needs, objectives and financial circumstances. There are risks involved in securities trading. The price of securities can and does fluctuate, and an individual security may even become valueless. International investors are reminded of the additional risks inherent in international investments, such as currency fluctuations and international stock market or economic conditions, which may adversely affect the value of the investment. Opinions expressed are subject to change without any notice. Neither the company nor the director or the employees of NBSPL accept any liability whatsoever for any direct, indirect, consequential or other loss arising from any use of this research and/or further communication in relation to this research. Here it may be noted that neither NBSPL, nor its directors, employees, agents or representatives shall be liable for any damages whether direct or indirect, incidental, special or consequential including lost revenue or lost profit that may arise from or in connection with the use of the information contained in this report.

Copyright of this document vests exclusively with NBSPL. Our reports are also available on our website www.nirmalbang.com